






# CHAIRMAN HD3 CORPUS



	<b>MAXIMUM SPEED</b>	4.5 MPH
	<b>RANGE</b>	15-21 MILES
	<b>GROUND CLEARANCE</b>	3 INCHES



Double-mounted caster wheels. Dual rear casters.



Wheelbars to help with curb climbing abilities.



Available with 8 inch seat elevator as an option.

PROFESSIONAL REHAB SERIES

THE POWER OF MOBILITY

# CHAIRMAN HD3 CORPUS



The Chairman HD3 is a robust, reinforced chair built for heavy-duty applications. What is striking about this wheelchair is that it is hardly any larger than other units. The chassis is wider and stronger, the backrest and armrests have been adapted to cope with heavier loads and the seating system is deeper, wider and higher. Twin casters provide improved stability and bearing pressure distribution.

The Corpus seating system's modular design provides enhanced functionality through adaptable seat sizing and power adjustments. The Corpus is designed by one of the leading ergonomic experts in the world resulting in a seating system that is fully adapted to the natural contours of the body. The adaptability of the Corpus seating system is limitless. Depth, width, height, and the angles of the various seat components can be adjusted or adapted. The ergonomically shaped seating and optional power adjustments make the Corpus the world's most popular seating system.



Optional power tilt enables the seating system to tilt up to 30 degrees



Thigh supports are available in fabric or leatherette as an option



Optional power adjustable seat height enables the seating system to lift up to 8"



Calf supports are available in fabric or leatherette as an option

## TECHNICAL SPECIFICATIONS

BASE LENGTH	40.5"	LEGREST ANGLE – ADJUSTABLE	90°-140°
BASE WIDTH	28"	CHARGING TIME, HOURS	8
MIN. TRANSPORT LENGTH	36.25"	RANGE	15-21 MILES
SEAT TO FLOOR HEIGHT	19"	MAX. SPEED	4.5 MPH
POWER ADJUSTABLE SEAT HEIGHT	19" - 27"	BRAKING DISTANCE	39"
WEIGHT INCL. BATTERIES	325 LBS	TURNING RADIUS PER ISO 7176-5	28"
MAX. USER WEIGHT	400 LBS	OBSTACLE CLEARANCE ABILITY	3"
SEAT WIDTH	19"/21"/23"	POWER ADJUSTABLE SEAT HEIGHT	Yes
SEAT DEPTH	17" - 25"	POWER TILT	Yes
BACKREST HEIGHT	28"	POWER ELEVATING LEGRESTS	Yes
ARMREST HEIGHT	7"-10"	POWER RICLINE	Yes
DISTANCE BETWEEN ARMRESTS	18"/20"/22"	ALTERNATIVE DRIVES	Yes
DISTANCE BETWEEN SEAT PAN AND FOOTPLATE	14" - 20"	WARRANTY	2 YRS
BACKREST ANGLE – ADJUSTABLE	90°-120°		

## POWER OPTIONS



## COLOR OPTIONS



BLACK

Specifications are subject to change

Permobil Inc.  
6961 Eastgate Blvd.  
Lebanon, TN 37090  
Tel (800) 736-0925  
Fax (800) 231-3256  
info@permobilus.com  
www.permobil.com