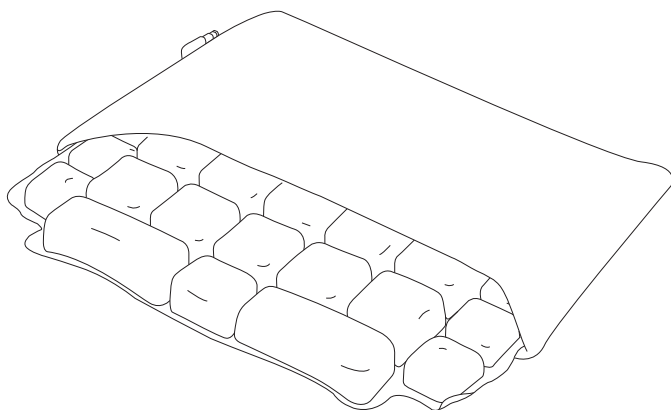


permobil | SEATING + POSITIONING

ROHO® LTV Seat® Cushion
Owner's Manual

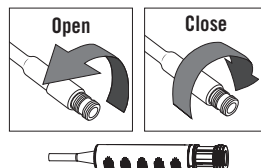


LTV® Seat Cushion Owner's Manual

Package contents: LTV cushion, LTV cover, repair kit, hand pump, owner's manual, limited warranty supplement, product registration card

To Adjust Your LTV Seat:

1. Open the valve. Inflate with the hand pump until all of the air cells are visibly filled. Close the valve and then remove the hand pump.
2. Place the LTV Seat on your sitting surface: The non-skid side of the LTV Cover should face down, and the zippered portion of the cover should face the back. The valve should be on the front left corner.
3. Sit on the LTV Seat in your normal sitting position.
4. Open the valve to release air. As air is released, you will slowly sink into the LTV Seat. Release air until you get close to your desired comfort level, and then close the valve. Release air or add more air until you reach your desired comfort level.




To clean the LTV Cover:

Remove the cover from the cushion.

If the cover is Quilted Fabric: Machine wash cold, gentle cycle, with like colors. Air dry.

If the cover is Ultraleather™: Hand wash with mild detergent. Wipe or air dry.



To clean the LTV Cushion:

1. Close the valve and place the cushion in a large basin. Use a liquid dishwashing detergent, laundry detergent, or another multipurpose detergent that is used for general cleaning. Follow the surface-cleaning directions on the product label.
2. Use a soft plastic bristle brush, sponge, or cloth to gently scrub all surfaces.
3. Rinse the cushion with clean water and air dry or towel dry.
 - DO NOT expose to direct sunlight.
 - DO NOT use automatic dishwasher detergents, which are too caustic for personal safety.

⚠ Warnings: DO NOT use the cushion as a water flotation device (e.g., a Life Preserver). It will NOT support you in water. Keep your cushion away from sharp objects and hot ashes.

Limited Warranty Term from the date the product was originally purchased: LTV cushion: 12 months; LTV cover: 6 months. See also the Limited Warranty supplement provided with your product, or contact Customer Support.

 ROHO, Inc., 100 North Florida Avenue, Belleville, Illinois 62221-5429 U.S.A.
U.S.A.: 800-851-3449 • Fax: 888-551-3449 • Customer Support: orders.roho@permobil.com
Outside the U.S.A.: 618-277-9150 • Fax: 618-277-6518 • intlorders.roho@permobil.com
permobilus.com

LTV Cushion made in the U.S.A.

Products may be covered by one or more U.S. and foreign patents and trademarks, including LTV®, LTV Seat®, ROHO®, and shape fitting technology®. Ultraleather™ is a registered trademark of Ultrafabrics.

Product information is changed as needed; current product information is available at permobilus.com.

ROHO, Inc. is a part of Permobil Seating and Positioning.

© 2005, 2018 Permobil

Rev. 07/29/2018

permobil | SEATING + POSITIONING

Mailing/Shipping Address:

1501 South 74th Street, Belleville, IL 62223-5900, USA

Administrative Offices:

100 North Florida Avenue, Belleville, IL 62221-5429, USA

U.S.: 1-800-851-3449 Fax 1-888-551-3449

Outside U.S.: 1-618-277-9150 Fax 1-618-277-6518

permobilus.com