

Permobil AGM GEL battery

Permobil's innovative valve regulated lead acid (VRLA) batteries feature a gelled electrolyte with an absorbed glass mat (AGM) separator. Gel batteries support a higher number of charger cycles, which is important for daily power wheelchair usage. The AGM separator, combined with a

unique battery plate design, enables Permobil batteries to better resist vibrations and grid corrosion. Combined, these battery technologies provide users with increased driving distance and improved battery life.

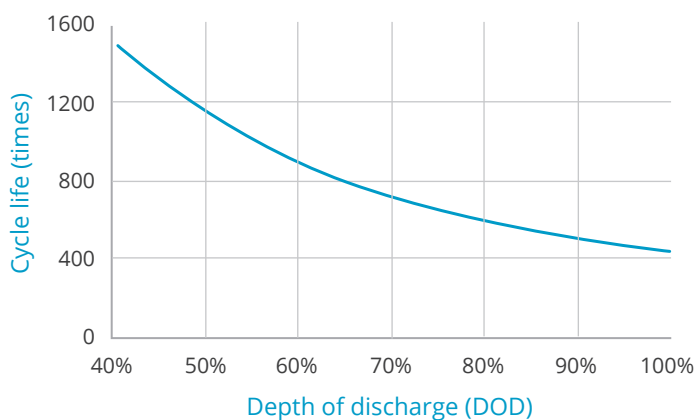


Specifications

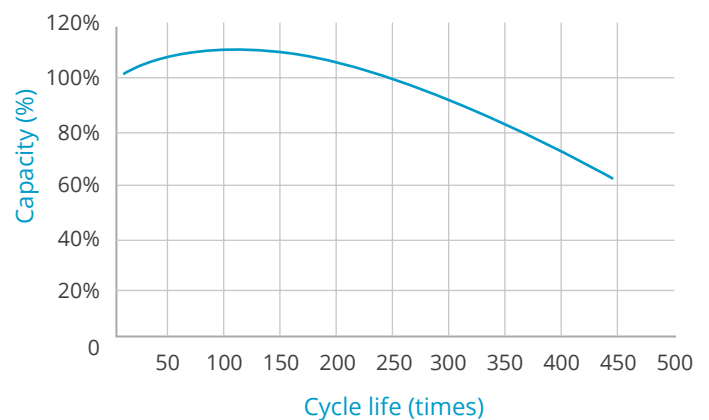
	Group 24	Group 34
Range*	Up to 20 miles	Up to 16 miles
Nominal Voltage	12V	12V
Rated Capacity	85 Ah at C20 rate	65 Ah at C20 rate
Dimensions	L: 10.20" (259 mm) W: 6.69" (170 mm) H: 7.87" (200 mm)	L: 10.20" (259 mm) W: 6.69" (170 mm) H: 6.30" (160 mm)
Weight	52.5 lb (23.8 kg)	38.6 lb (17.5 kg)
Battery Type	Valve regulated lead acid Gel electrolyte with AGM separator	
Available on	M3 Corpus, M5 Corpus, F3 Corpus, F5 Corpus, F5 Corpus VS, M1 and M300 Corpus HD	

*Actual driving range will vary based on driving and battery conditions.

Battery Life (cycles) vs. Depth of Discharge at 77°F



Battery Capacity (%) vs. Battery Life (cycles) for 100% Depth of Discharge at 77°F



400~500 cycle times @ 100% depth of discharge



Transport approved according to D.O.T., IMO/IMDG, ICAO/IATA



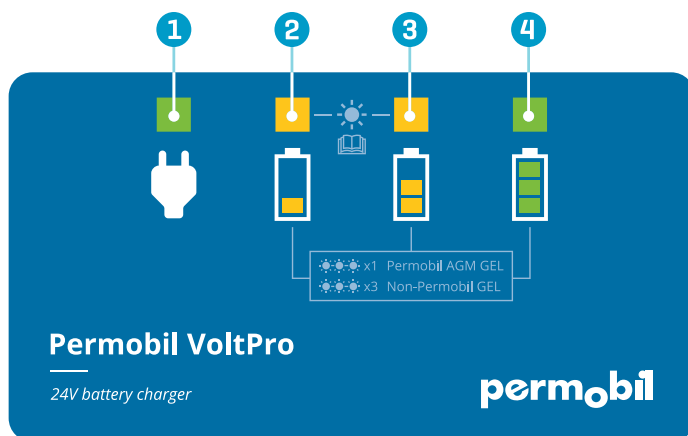
1-year limited on-chair warranty

Charging recommendations

Always charge Permobil batteries with the Permobil VoltPro charger on setting one (I). The Permobil VoltPro charger delivers a unique charging profile that modulates voltage and current to completely and efficiently charge Permobil batteries. The optimized charging reduces charging time and

helps extend overall battery life. The Permobil VoltPro can also be used to charge non-Permobil batteries (setting three, III). Use the lights on the front of the charger to confirm the charging profile and to ensure the batteries are fully charged, as listed below.

Charger label:



- When the battery charger is correctly connected to a power outlet, **LED 1** will illuminate green and **LEDs 2, 3** and **4** will flash to indicate the preselected charging profile:
 - 1 flash = Permobil AGM GEL batteries
 - 3 flashes = non-Permobil GEL batteries
- When **LED 2** is lit, batteries are empty but charging.
- When **LED 3** is lit, batteries are more than 50% charged.
- When **LED 4** is lit, batteries are fully charged.

NOTE: If LEDs 2 and 3 are flashing, there is an error. Refer to the charger user manual.

Charging tips:

- If the wheelchair is used daily or several times per week, fully charge the batteries after each use.
- If wheelchair will be stored for more than two weeks, charge batteries fully, then switch the circuit breaker off. Be sure to check stored batteries at least once per month.
- To reduce charging time and extend battery life, charge batteries before they drop below 50% capacity. Use the battery charge indicator on the joystick/Omni2 display to estimate battery capacity.

NOTE: The Permobil VoltPro charger that shipped with the wheelchair meets voltage requirements for the country in which it was provided. For the US/CAN versions, charger input is 120V. For traveling to another country with different voltage, Permobil offers an alternative charger that accepts 220-240V.



Following a battery replacement, a charger reset may be required. Please contact Permobil to confirm the correct charger setting for the new battery. If necessary, a service kit will be provided.



Permobil has a contract with Battery Recyclers of America for the recycling of Permobil batteries. Providers can email permobil@batteryrecyclersofamerica.com or call at 1-800-508-6670 for more information.